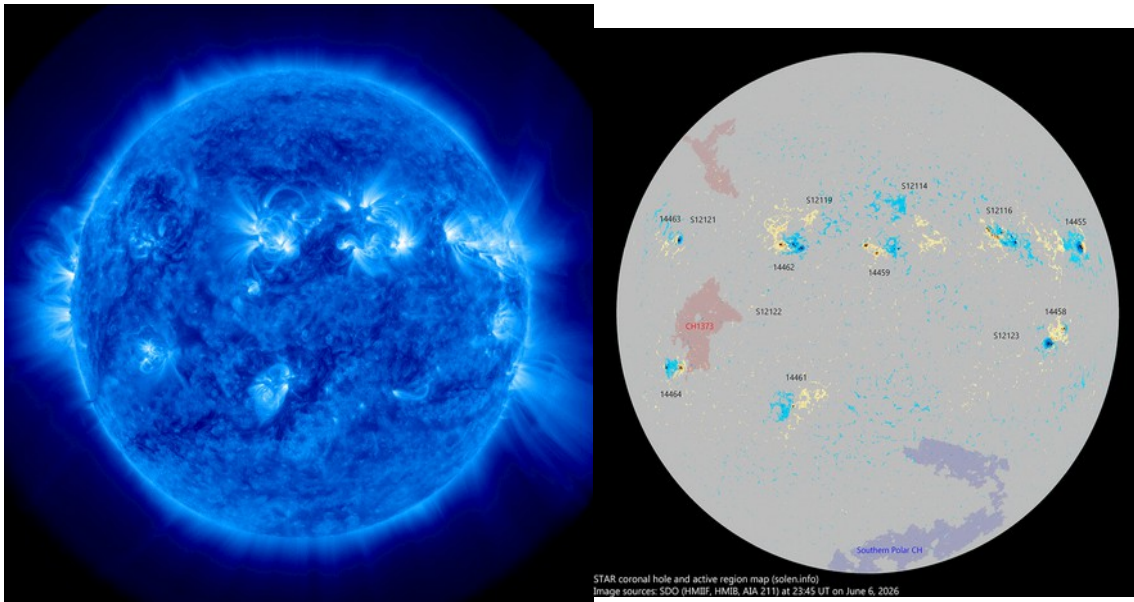


Air Force Still Faking the Sunspot Number



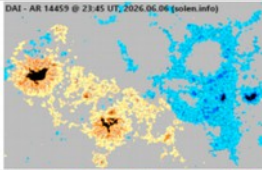
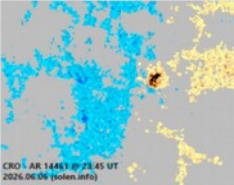
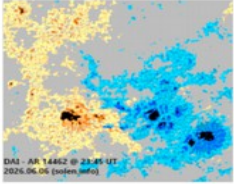
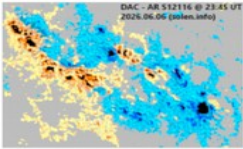
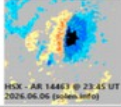
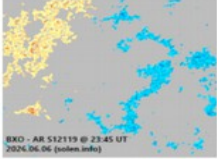



by Miles Mathis

June 7, 2026

Some of you will say, “Yeah, we know, you have proved it a hundred times already with these exposes. It couldn't be clearer. Move on.” But I am not going to move on. I am going to keep hammering on these fraudsters until they crumble. Which they are very conspicuously doing. The more I push them the more mistakes they make, as we have seen. Plus, we are right in the middle of this, so it isn't the time for me to move on. During all of 2026 we will be climbing to the second peak of this cycle, hitting it around the turn of the year, just as I predicted back in 2020. Real numbers have been climbing since January of 2025, though the mainstream has been faking a slope down since August 2024, when they claimed the peak of the cycle. To fake that has required false reporting like we have never seen before from mainstream science, in this case hiding behind Air Force. This February we went above 200 for the monthly, but Air Force reported 78 for the sunspot number, faking the number down to zero on several days near the end of the month to achieve that. That is a fake of over 150%! It has gotten so embarrassing I have to imagine many in the field are thinking of either quitting or turning whistleblowers. No one with a shred of honesty or decency can stand up under this kind of pressure.

They admitted a big rise in May, way above their prediction, which surprised me, and today they reported 139, again way above what it should be if we are tailing off almost two years after maximum. We have been on a big climb over the last four months, even according to their own charts. But even so, they are still fudging down by huge margins. I will show you again how they are doing it.

14455	2026.05.26 2026.05.27	4	3	3	N15W61	0250	CHO	CHO	 CHO - AR 14455 @ 23:45 UT 2026.06.06 (solen.info)
14456	2026.05.29 2026.05.30	15			N18W34	0080	DAI		
14458	2026.05.30 2026.06.01	8	13	7	S05W49	0250	DHI	DAO	 DAO - AR 14458 @ 23:45 UT 2026.06.06 (solen.info)
14459	2026.05.31 2026.06.01	8	21	9	N14W04	0080	DSI	DSI	 DAI - AR 14459 @ 23:45 UT, 2026.06.06 (solen.info)
14461	2026.06.01	3	10	3	S21E18	0020	CRO	CRO	 CRO 1 - AR 14461 @ 23:45 UT 2026.06.06 (solen.info)
14462	2026.06.02 2026.06.02	16	32	17	N16E19	0090	DAI	DAI	 DAI 1 - AR 14462 @ 23:45 UT 2026.06.06 (solen.info)
S12116	2026.06.04	41	22		N18W33	0230		DAC	 DAC - AR 512116 @ 23:45 UT 2026.06.06 (solen.info)
14463	2026.06.04 2026.06.05	1	2	2	N17E51	0040	HSX	HSX	 HSX - AR 14463 @ 23:45 UT 2026.06.06 (solen.info)
S12119	2026.06.04		5	1	N20E14	0010		BXO	 BXO - AR 512119 @ 23:45 UT 2026.06.06 (solen.info)
14464	2026.06.04 2026.06.06	4	15	7	S12E52	0050	DAO	DAI	 DAI - AR 14464 @ 23:45 UT 2026.06.06 (solen.info)

Those are the eight regions reporting spots today, using the mainstream graphics at [Solen.info](#). The number for S12116 is listed in 14456, due to a disagreement between Air Force and Solen.info. The first problem is with the first big spot in 14455, which Air Force weights as 4. It is much larger than that, being about 20, but they have minimized it and misweighed it on purpose, to keep the total down. They have been using that trick for six years now, and it has always failed them. You can easily compare it to spots in previous cycles before 2018, where you will find their unit spot changed dramatically about that time. We have caught them weighting spots twice that big as one many times. They do it again in 14463, listing a large spot as one when it should be about 15. In fact, it is hard for me to estimate just how much they are minimizing, since they no longer have any standard box size. See how some pictures are larger than others? The zoom should be standardized, but it no longer is. Reporting has become a big garbled mess since 2020, *on purpose*.

In the same way, they no longer have a standard region size, and they often combine regions to keep the number down. Each region counts as ten, so if they combine regions they can subtract 10 from the total by that trick. That is what they have done in 14464, which should be split into two regions. Instead they have minimized it and combined into one. Then they have undercounted it as well: it should be about 25 instead of 4. Same thing for four other regions, as you see, dropping 50 from the total off the top. **If we add all the undercounting in each region, we get a total miss of about 120, taking the correct total up to about 260, not 139. A fake of about 85%.** This is what they are doing everyday, sometimes more, sometimes less, depending on their needs. They have been doing this for six years now, but it really ramped up in 2026, since they are desperate to bury this second peak of cycle 25. I predicted it back in February 2020, and it has hit along with all my predictions about spikes on planetary conjunctions, proving my mechanism and making the mainstream look very bad. That loss would have looked bad for them no matter what, considering how they have treated me over the years, but this fudging of numbers just made it ten times worse. They couldn't let the data speak for itself, so they called in Air Force to protect them against me. Bad move, both for Air Force and physics as a whole, since it just proves who they really are.