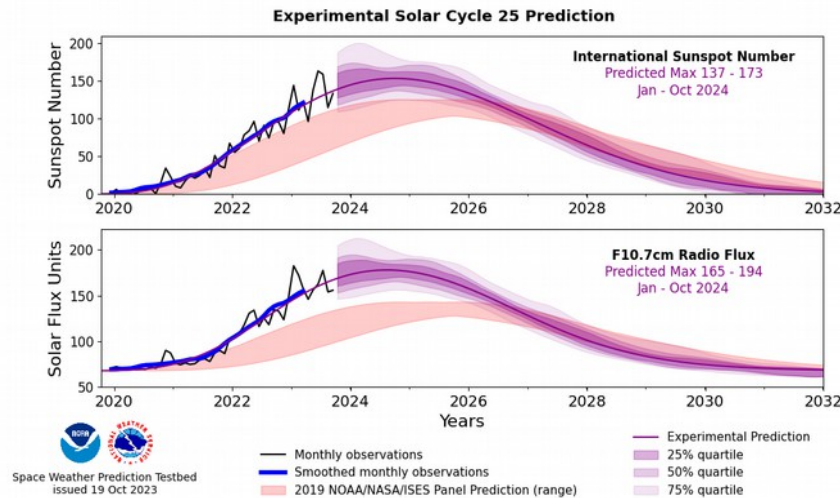


# NOAA Admits Defeat on Solar Cycle 25



by Miles Mathis

First published January 27, 2024

That title was suggested to me by my colleague Steven Oostdijk, though of course NOAA isn't putting it that way. They haven't come out with a press release saying "Miles Mathis was right about everything, we apologize profusely for our unscientific behavior and are forever chastened." What they *are* doing is [officially releasing an updated "forecast" of Cycle 25](#), scaling it up and moving the peak once again. They are also admitting their initial forecast was way WAY off.

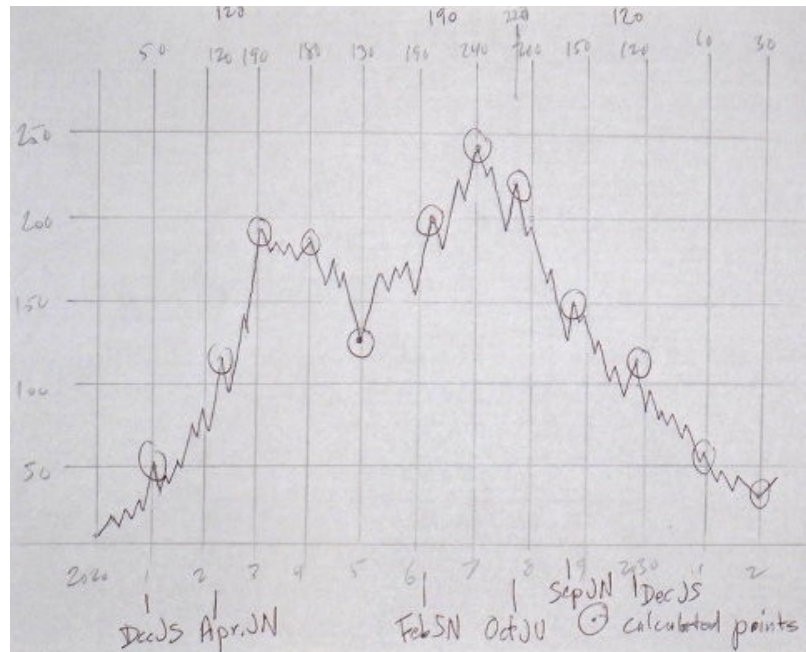
They have been thrown into such embarrassment and panic over this they have devised what they are calling an **Updated Solar Cycle Prediction Product (USCPP)** on a new **Space Weather Prediction Testbed** website, which will offer their customers new "forecasts" updated monthly.

I didn't know they even had customers. Someone is paying these people to be wrong every cycle? They have never correctly predicted anything in history, so why would anyone pay them for a forecast? But I guess it explains why they brought in the Air Force to fight me: this is a matter of commerce and they don't want their customers coming over to me. I didn't realize that until today.

They are now forecasting a smoothed monthly peaking at about 150 in September 2024. That is up from an original prediction in 2019 of 115, peaking July 2025, so it is a correction of over 30%. And it isn't technically a correction, since it isn't based on any corrected understanding of the Solar Cycle cause. It is simply an extrapolation of past and current data. They just continue the given curve, taking the maximum based on flux in curvature. An extrapolation, *not* a forecast. Which is why it is still worthless. . . and wrong.

Plus, real numbers have been running far MORE than 30% above their original forecast, and they are still trying to hide that with this new forecast. Up until now, monthly averages have been running about double their forecasts, which is 100%, not 30%. And that is with the Air Force suppressing sunspot counts every month by more than 50%. For instance, in December of 2022, they had predicted

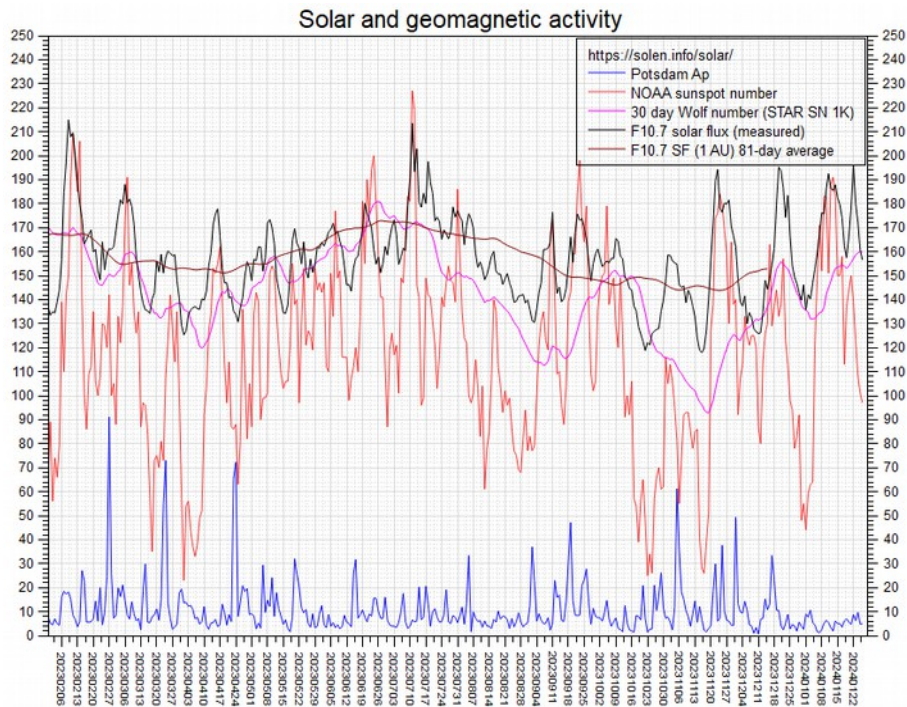
about 65 spots, they reported 148, but the actual number was around 190. So they were off by almost 200%. You will say I am comparing a peak to a smooth, but still. Even if you smooth my prediction, they were off by 150% there. Not 30%. **150%**.



There is my prediction of Cycle 25, posted February 1, 2020. Those are monthlies, unsmoothed. Each of those first four predicted circles matches a now-known peak in the real data, the last one being about two weeks ago, and if the Air Force were not suppressing spot counts, those numbers would also match data. I have proved that in a series of papers since 2020.

As you see, I am predicting a significant drop over the next year and then a larger second peak. They don't see that coming at all. At the end of 2024, they will be telling us maximum is over and past, and that Cycle 25 wasn't as strong as their revised forecast was saying. That's because they are ignoring those late planetary conjunctions among the Jovians. They have seen my incredible success hitting points on the uphill side of this Cycle, matching those early peaks to planetary conjunctions, but they are still telling themselves those were all just coincidences. They think the odds I can continue to hit monthly peaks, not just for four years, but for another six or eight, are very low. Which is true: if I were just guessing here or somehow extrapolating from past data in ways they can't see, the odds would be hugely against me. But the odds against me being right over the past four years were already hugely against me, given chance. Which, doing the math, should have told them my success was unlikely to be a coincidence. You don't just get lucky for four straight years, not in Vegas or in physics. My predictions are based on a physical mechanism, using the known EM field. So even if I missed something and am wrong for the rest of the Cycle, they should be asking themselves how I was right for four years. That four years is four years longer than they have ever been right about a Solar Cycle.

For instance, if you concentrate on 2023 in my graph, you will see I predicted a small drop over the year, from 190 to 180, or about 5%. Which drop doesn't match their original prediction, their new prediction, or even their own graph above, which shows climbing blue and red lines. But here is the actual mainstream data, taken from Solen.info:



You are looking at the dark red line there. What does it do over the year? **It falls a bit**, from about 165 to about 156. **Or about 5%**. But is fairly steady over the year, something you wouldn't normally expect, especially if we are approaching maximum in 2024 as they say. So how did they extrapolate that falling line in 2023 to a rising line in 2024? How did they smooth that into a continuously rising line in the graphs under title? I guess you will have to ask them how they fudge these things. That dark red line is already an 81-day smooth, so I don't know what kind of smooth they could apply to reverse it. Maybe it was [their famous 13-month smooth](#).