

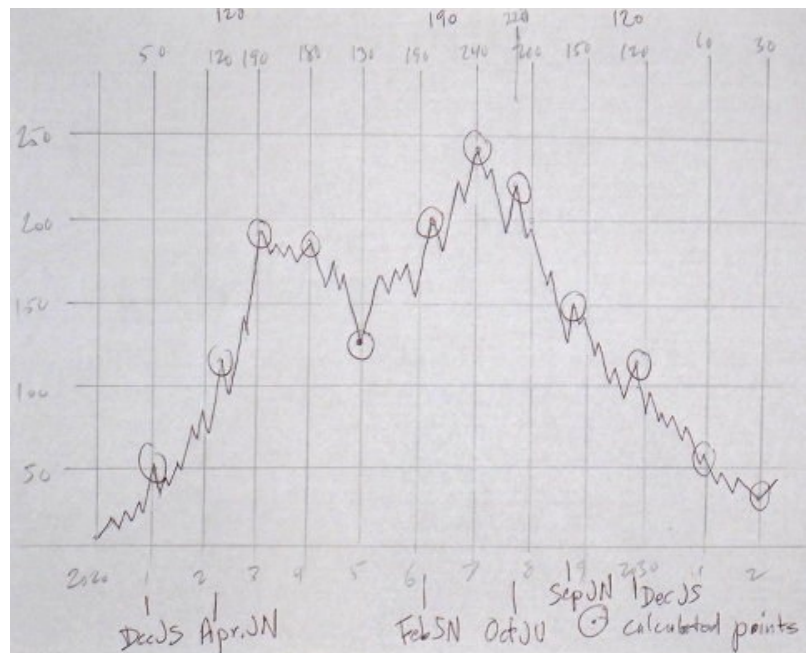
# A MID-PREDICTION RECAP

by Miles Mathis

First published October 6, 2024

It may be time for a fourth-inning stretch and a recap. I don't for a second believe any mainstream physicist, astronomer, or other scientist has really failed to recognize that sunspot spikes have fallen on major planetary alignments among the Jovians over the past four years, but for the sake of completeness I will show it to you here again. I stated in clear language starting back [in 2014 that Solar Cycles were due to charge feedback](#) between the Sun and Jovians and continued to work on it over the next five years after that. Already in that first paper I had predicted minimum would be in 2018, and though I updated other predictions, I stuck with that one all along. It turned out to be my first successful prediction, though the mainstream ended up burying it with [their ridiculous 13-month smooth](#), which pushed apparent minimum forward by more than a year.

Finally, with the help of Steven Oostdijk in Holland, in [February of 2020 I was ready to predict a full cycle](#), including many specific monthlies. There I published this now famous pencil graph:

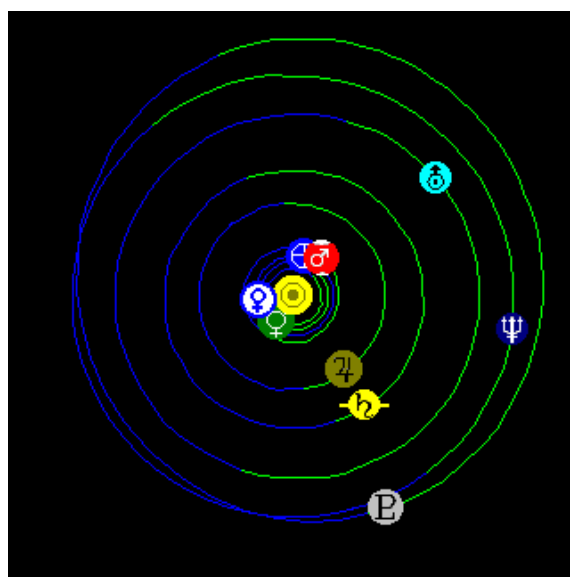
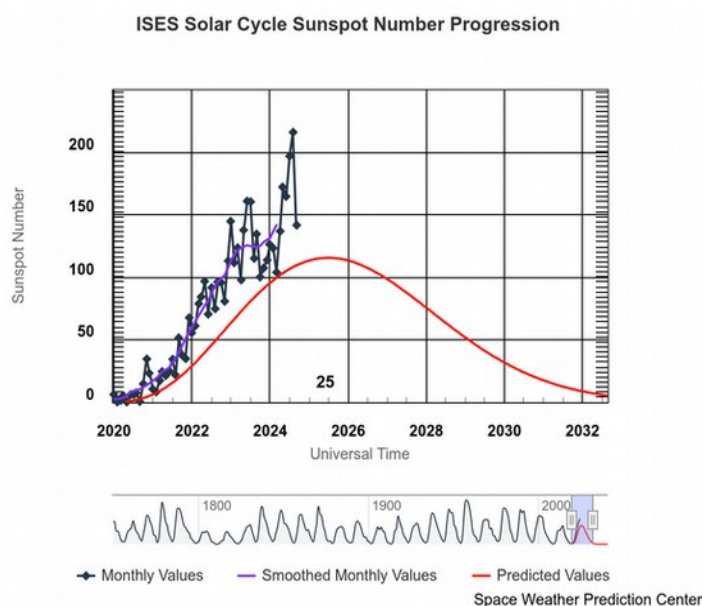


By collating six sine waves I was able to track total charge alignments among the four Jovians, the Sun, and the Galactic Core. From those I calculated and extracted 12 points of prediction, six of which fell on specific conjunctions, as you see. Those are the circled points there, all but one of them falling on peaks. As you also see, I have tagged them beneath to their specific conjunctions, JS being Jupiter-Saturn, and so on. The peak is due to the conjunction, and the height of the peak is due to total planetary alignment among all four Jovians at that moment. Total alignment is highest during sunspot maximum in the middle of the cycle, and lowest at the two minima at each end. It is this alignment that causes the Solar Cycle, by strictly physical means. It is not astrology because it is not due only to position. It is a magnetic alignment and the magnetic field is real and physical, as the mainstream

admits. This effect is transmitted by real photons, like everything else.

The reason the mainstream didn't see this long ago is that although a few astronomers saw some time period “coincidences” suggesting this more than a hundred years ago, they tried to fit the cycles to the gravitational field, which they thought was the only method of influence in the Solar System. That failing, they soon gave up. Others resurrected the theory more recently, but they too didn't realize it was a charge or magnetic effect, and also weren't able to track the lines of influence through the Sun and Core. To get this right requires a fine understanding not only of charge and the unified field, but of the math of charge influence between planets, which I had under my belt before 2014 from working [on the Bode problem](#) as well as the problem of [Axial Tilt](#).

After the successful prediction of the last minimum, my next big success came in late 2020 when my prediction of that first spike came due. I had predicted a spike to 50 to coincide with the Jupiter-Saturn alignment, and it hit right on time.



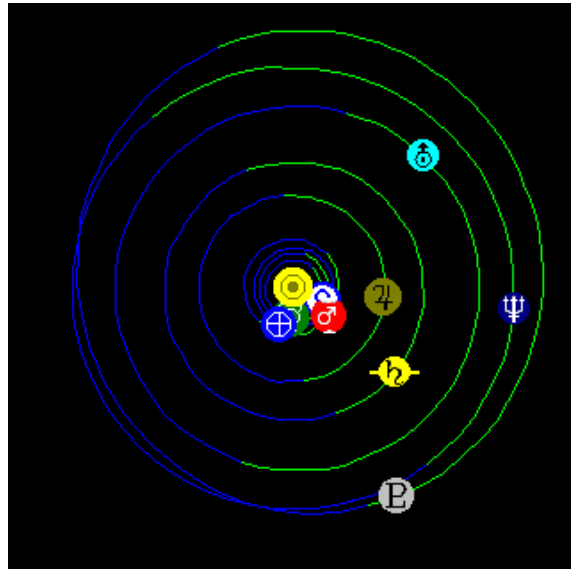
Those are the mainstream's own charts. In the first you see the big spike at December 2020, and in the second you see the Jupiter-Saturn alignment of the same month. But I shouldn't have to publish that side-by-side, since everyone in the field knew that as it was happening. These people know when big alignments are, and it was reported widely in the mainstream. It was like an arrow to the heart of many in the field. As it turns out, the first of many.

You will say I missed the number, predicting 50 while the mainstream reported that first peak at about 38. But as I have also proved, that was due to the mainstream sitting on sunspot numbers. The cycle was already way above their prediction by then, but matching mine, so Air Force rode in and misread sunspot sizes and counts by large margins. They have been doing it ever since, fudging numbers by 50-100%.

You will say the JS alignment isn't to the core line, which I have defined as 8 o'clock. No, and that is why the peak is at a low number. These alignments cause peaks, but the peaks are smaller when the angle is larger to the core. The JS alignment is nearly orthogonal to the core line, which is precisely

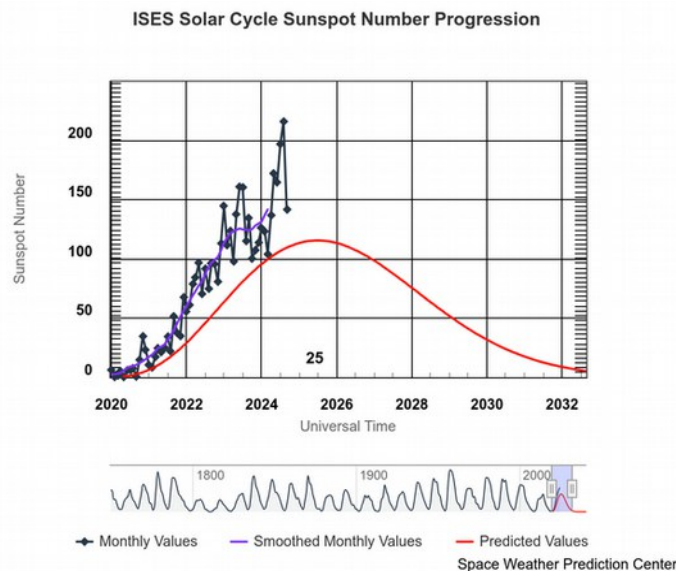
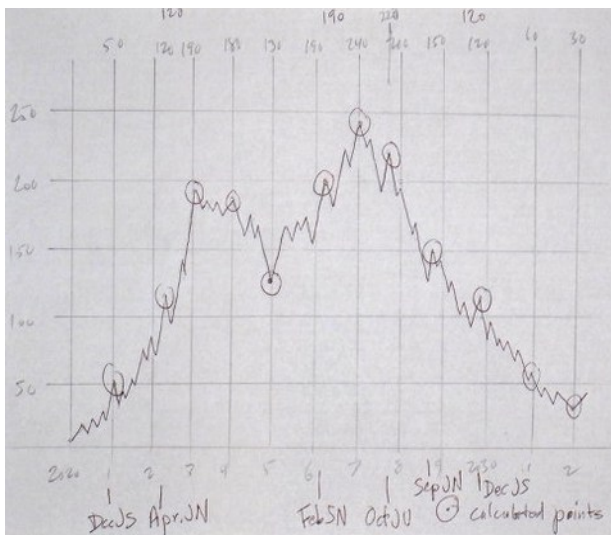
why the cycle is near minimum. As we move further into the cycle, these alignments will create larger feedbacks with the core line.

As we see in April of 2022, when we hit my second prediction. You can again see the spike on the chart, and here is the alignment:

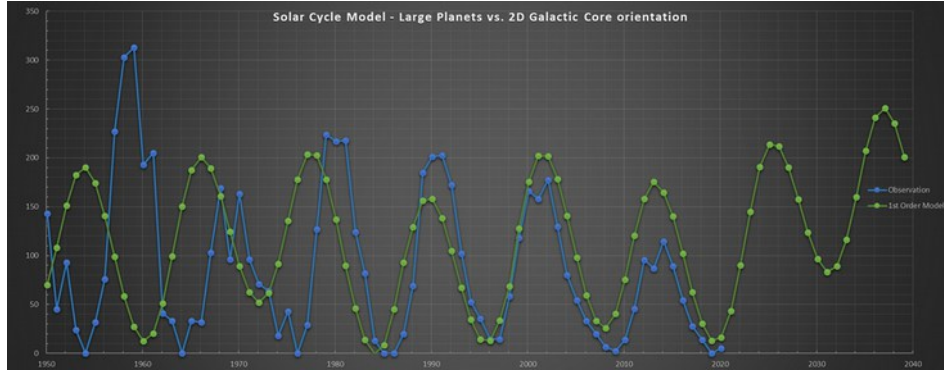


This time it is Jupiter-Neptune aligning to the Sun, and we are closer to the Core line at 8 o'clock. You will say we are nearest 3 o'clock, but you run the line all the way through, so 3 and 9 are the same. We are only one number away from the core line there.

My next big prediction was a hard spike in January of 2023, which as you see we also hit on the head.

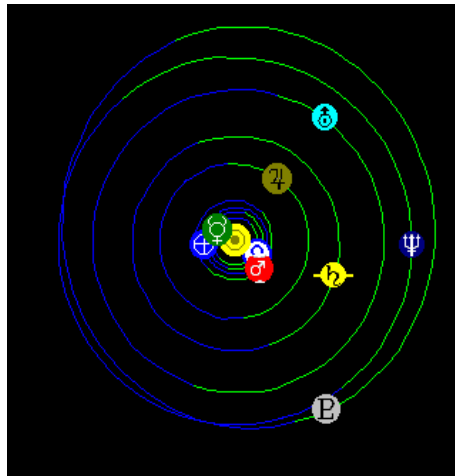


I didn't tag that with any planetary alignment, since it was due to overall alignment between all four Jovians, not just two, as you see here:



The green line tracks Jovians relative to the Core, and as you see we are at a peak in January 2023. That's where that prediction came from. All of this is spelled out in the 2020 paper, so I shouldn't have to be repeating myself here.

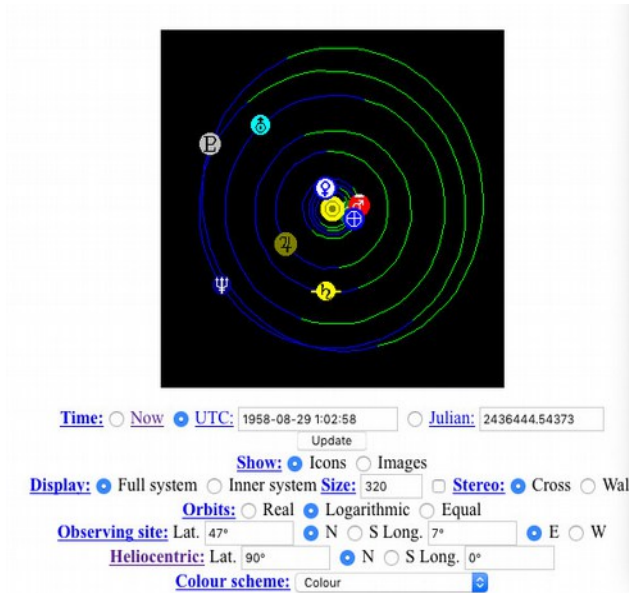
We had another big spike this spring coinciding with the Jupiter-Uranus alignment of April. You can see how near that is to the Core line, being at about 7.5 on the clock. Which is why it was so high and why we are now around the first peak of maximum.



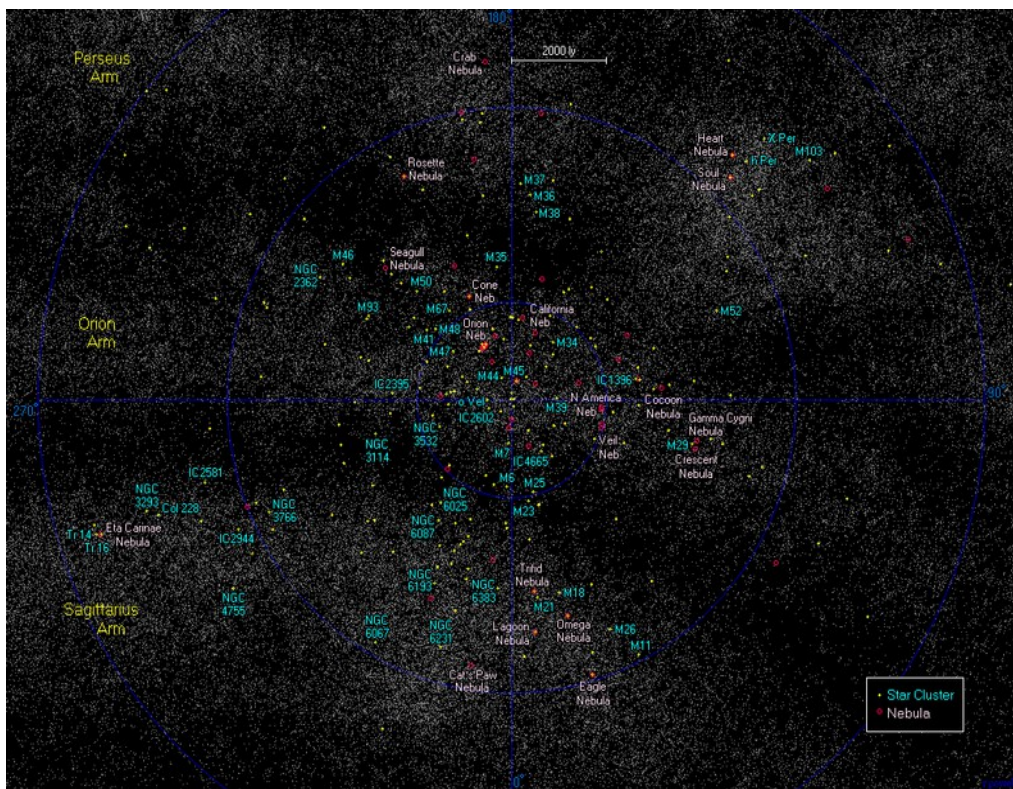
I didn't tag that one on my prediction, since I overlooked it for some reason. But since **my entire theory is based on planetary alignments**, it doesn't much matter that I didn't tag it. I get credit for it nonetheless.

As you see, I also predicted a fall-off in the second half of this year, and we are hitting that, too. Numbers have been falling since August. The mainstream is jumping in to claim that was it: we have hit maximum and it is all downhill from here. But I have long predicted we will see a peak at the Saturn-Neptune alignment in 2026 and a second larger peak at the end of 2026. Also an even larger Cycle 26 in the 2030s.

A bit more on the Core line at 8 o'clock. Why did I set it there instead of at 6 o'clock or any other place? There have been some questions on this. Many reasons I set it at 8, but this is possibly the main one:



That's from the big maximum in 1958, the largest in modern times. So logically that by itself told me where the line of charge from the Core must coming in. Jupiter and Neptune point right at it. Whether that points at the actual Core in Sagittarius doesn't matter, since I never expected the charge would come on a direct line. The largest line of charge would be expected to funnel in from the nearest large star clusters, like IC2602 and NGC 3114.



If I had any help on this, instead of a constant libel, we would already have pinned this down.

**Update December 18, 2024:** [The Max Planck Institute has just released](#) the results of years of mapping plasma channels in this part of the galaxy, and these would also be the charge streams I am talking about. The biggest one moving in the direction of the Core is the one they found pointing at Centaurus. Centaurus is most easterly at 15h, while the Core is at 18h in the westernmost part of Sagittarius, so although they are not in the same line, they aren't far away, either. This would confirm my guess, and explain why the line from the Core is not coming in from 18h in this Solar Cycles problem.

I also beg you to notice more things confirmed in that press release. After centuries of teaching us that space was cold and empty, with nothing connecting celestial bodies but gravity, they now admit local space is somewhat warm, with a temperature nothing near absolute zero. We are living in a “Local Hot Bubble”, 300ly across, and this Planck team led by L. L. Sala tracked soft X-rays to map the warmest channels in this region, and leading out of it. So even if we weren't living very near a warm star, and orbiting him, we would be in a warmish region of the galaxy, far more hospitable than other regions. Should make you feel double toasty.

**It is tempting to think of space as nothingness, but that is misleading. Even the void between stars contains various materials. The Local Hot Bubble is one example of how dramatic events can sculpt gas into unexpected forms. Supernovas push out matter and energy that heat and churn the interstellar medium. Over millions of years, these actions create differences in density, temperature, and composition. The interplay of dust, plasma, radiation, and magnetic fields leads to an environment with far more complexity than a simple vacuum.**

And even the scientists at Planck miss the obvious implication here: since there haven't been any supernovae in the local vicinity in a long time, this warmth must persist far longer than can be explained by current theory. They are explaining the residual warmth as left over from these supernovae, but that doesn't come near flying since it should have dissipated long long ago. This local warmth can only be explained by two big things they have missed: charge *constantly* being fed out into our region by the Galactic Core, and high residual charge levels here to receive that incoming charge, and be energized by it. If a nearly empty space were being heated by nothing but stars and supernovae, it could not possibly maintain these Hot Bubbles over such long periods of time. The space is teeming with charge and is being constantly fed more from the Galactic Core, to make up for losses.

Then we find this:

**The fact that our Sun now sits near the bubble's center is simply chance, but it makes for an interesting perspective. It is as if we arrived late to a party, only to find a lingering aftermath of dramatic events that took place long before humans even existed.**

It's always chance with these people. But do you really think it is just an accident we are sitting at the center of a warm bubble? Of course not. We are here *because* it is warm. The warmth created us, not chance. It is not coincidence or chance that put us here. It would be like finding a hatching egg beneath a hen, and supposing it was chance that put it there.