

Today's Fraud from Air Force and SWPC



by Miles Mathis

February 3, 2026

As we move into the peak of the Saturn-Neptune conjunction, sunspots numbers are going through the roof, though you wouldn't know it from mainstream reportage. Air Force was hired back in 2020 to take over reporting of sunspots numbers and to sit on them. Why? To hide my successful prediction, the first ever. [I made a bold prediction in February of 2020](#), including many monthly predictions, those began hitting immediately, starting with the huge hit on the Jupiter-Saturn conjunction, and by December 2020 I was already having [to report on the fraud](#) coming from the mainstream. Yes, this has been going on for more than five years, though it is worse now than it has ever been. After five years of awful and embarrassing defeat, the mainstream has learned nothing except how to fake numbers by even larger margins. The fraud is peaking now to hide the Saturn-Neptune conjunction of this month. You see my theory of Solar influence is that there is a magnetic connection between the Jovians and the Sun, and magnetism works on alignments. We also have to track their alignment to the Galactic Core, since that is from where charge is coming into our system.

No one ever figured that out before me, which is highly embarrassing for the mainstream. They can't stand to have been scooped here ([and in many other places](#)) by an outsider and amateur, an artist no less. The worst possible thing in their minds, after a century of following false leaders like Bohr, Heisenberg, Pauli, and Hawking, who taught them diagrams and visualizations were for fools. Who taught them mechanics was for bicycle repairmen and that the future of physics was free-floating “calculational methods” and computer simulations.





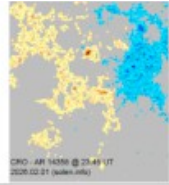
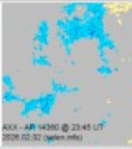



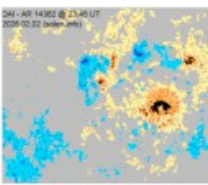

But see here:

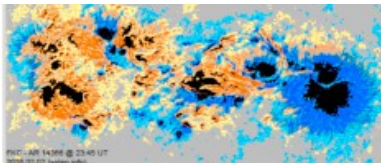




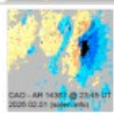
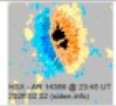









The second is a photo of the Sun today, the first is a schematic from Solen.info, where you can follow along. You can see the fraud at a glance there: how the schematic has been heavily wiped of sunspots.

First notice how the black sunspots they do draw and report are all in places that match the white active areas in the blue photo. Those areas overlay, don't they? That's because that's where the sunspots ARE. But then notice we have a huge active area to the right, near the limb (edge). And yet nothing is reported there in the schematic. It's a blank space. That's also true in all the other regions in the right hemisphere, which have all been erased by the Air Force.

But they erase even the ones they draw and report, as we have seen and will see below. Let us zoom in:

14371	2026.02.01 2026.02.02	4	9	5	S22E70	0020	BXO	DAO			was AR S11831 area: 0090 location: S22E71
S11832	2026.02.02		11	5	S23W26	0030		CRI			
14358	2026.01.26 2026.01.27		11	6	N14W19	0040		DRO			was AR S11817 location: N17W17
14360	2026.01.27 2026.01.28		3	2	S16W15	0006		BXO			was AR S11819 location: S14W08
14359	2026.01.27 2026.01.28		3		N22W37	0003		AXX			was AR S11820 location: N21W37
14362	2026.01.28	1	15	10	S17E18	0040	HSX	DAI			was AR S11822 area: 0140 location: S16E19

14366	2026.01.29 2026.01.30	45	80	52	N14E21	0730	EKC	FKC	 	beta-delta-gamma was AR S11825 area: 2240
S11826	2026.01.29			3	S22W33	0005		BXO	 	
14367	2026.01.31 2026.01.31	4	14	6	N09E50	0050	CSO	DSO	 	was AR S11827 area: 0150 location: N08E48
14368	2026.01.31 2026.01.31	1	2	1	S10E51	0030	HSX	HSX	 	was AR S11828 area: 0230
14369	2026.01.31 2026.02.01	1	5	2	S02E57	0120	HSX	CSO	 	was AR S11829 area: 0200
14370	2026.02.01 2026.02.02	5	11	4	S18E64	0030	CRO	DRO	 	was AR S11830
14371	2026.02.01 2026.02.02	4	9	5	S22E70	0020	BXO	DAO	 	was AR S11831 area: 0090 location: S22E71

You see the first row of numbers, starting with the number 4 in the first slot? That is the sunspot number they are reporting there. The other numbers are STAR and don't concern us here. Notice that for many of these regions they are reporting zero, since the slot is empty. But then go to the third line, region 14358, where you see two obvious sunspots, but they are reporting zero. Actually, those spots have some size, and shouldn't be counted as one each. We should have a report of at least five there, so they have just erased 15 from the total count. Each region counts ten in the final tally, so if they can erase a whole region, they immediately erase 10.

In the sixth line, we see more fudging. Yes, they count one, so the region counts, but that collection of spots should count far more than one. About 12, so they have erased 11 there.

The next region is huge, and they have counted it as 45, which seems like a lot, but they have still cheated by a huge amount, and they start the cheat by publishing the region too small relative to the others. They have shrunk it to make the spots look smaller, and also to avoid splitting it into two regions, as they should. Since they have mis-sized it, it is difficult for me to weigh the spots, but I would guess there are at least 150 spots there. The biggest one to the right is probably 50 by itself, weighted properly. So they have erased 115 in that line alone.


They have criminally misweighed the last five regions as well, counting two huge spots as one, as you see. Erasing another 50 at least. So they have erased 191 spots in one day, and that is just in the regions they list. I showed you they are not even listing the regions in the right hemisphere today, possibly adding another 100-200. So they report 131 when the count visible in their own schematic and insets should be 322, and the total count inferred from the photo may be well over 400. Making

this by far the largest one-day fake I have so far exposed.

Fraud of this awesome proportion can only be possible in a time like the present, and it explains why science is so far gone. All fields ossified long ago, and there is now absolutely no oversight or external pressure. Space weather, for instance, is a closed field, closed to a few hundred people worldwide who completely determine it. These people therefore feel free to do whatever they want, which apparently includes faking all their baseline data. Most people could care less about sunspots, so there is no one except me to report on this fraud. What authorities could I report it to? What press? No one has a reason to be on my side here, you see, so they aren't. As with Covid, everyone is part of the fraud, many of them paid off, so no one has any reason to expose it, and big reasons to bury it. Scientists in other subfields and the general public simply cannot find out I was right here, since that would obliterate the phony prestige of these people.

They could have brought me into the fold graciously years ago, giving me my due, avoiding a large part of this, but they chose not to do that. So I will show them no mercy. People who would be part of a fake like this deserve no mercy. They should be fired and banned from science permanently. I wouldn't trust them to wash my beakers.

Update: Steven Oostdijk in the Netherlands alerted me to the fact the Belgians are doing the Americans one better, [reporting a blank Sun this week](#):



USET data/image, Royal Observatory of Belgium, Brussels -- DOI : <https://doi.org/10.24414/nc7j-b391>)


Contact : uset.info@oma.be

This while Solen.info is reporting 47 C2+ flares, including six above M5.

Magnitude	Peak time (UT)	Location	Source	Recorded by
X1.5	00:22		14366	GOES18
X2.8	00:36		14366	GOES18
X9.6	00:52		14366	GOES18
M2.1	02:00		14366	GOES18
M4.4	02:42		14366	GOES18
M5.2	02:50		14366	GOES18
M2.1	03:27		14366	GOES18
M1.9	03:46		14366	GOES18
C9.6	04:08		14366	GOES18
C9.0	04:27		14366	GOES18
M3.0	04:47		14366	GOES18
M1.6	05:16		14366	GOES18
M2.3	05:27		14366	GOES18
M1.3	05:46		14366	GOES18
M1.1	05:55		14366	GOES18
C9.2	06:09		14366	GOES18
M1.1	06:16		14366	GOES18
M1.4	06:54		14366	GOES18
M1.7	07:00		14366	GOES18
M1.6	07:08		14366	GOES18
M1.2	07:21		14366	GOES18
M1.2	07:32		14366	GOES18
X1.6/2.8	08:13	N14E30	14366	GOES18
M1.9	10:24		14366	GOES18
M1.3	10:58		14366	GOES18
M6.7	11:24		14366	GOES18
M1.0	12:04		14366	GOES18
M1.1	12:08		14366	GOES18
C8.5	12:21		14366	GOES18
C8.1	12:44		14366	GOES18
C6.5	13:15		14366	GOES18
C7.0	13:24		14366	GOES18
M1.1	13:39		14366	GOES18
C8.6	14:16		14366	GOES18
M4.0/1N	15:01	N13E25	14366	GOES18
M1.0	16:29		14366	GOES18
M2.3	17:10		14366	GOES18
M2.1	17:16		14366	GOES18
M2.3	18:29		14366	GOES18
C7.9	19:23		14366	GOES18
M2.9	20:04		14366	GOES18
M3.3	21:08		14366	GOES18
M1.3	21:39		14366	GOES18
C7.7	22:25		14366	GOES18
C7.2	23:19		14366	GOES18
M2.5	23:27		14366	GOES18

This, plus the fact solar flux is being reported all last month as around 150, indicates they are also faking flux numbers now. A couple of years ago I was using flux to show a disconnect between their numbers, but apparently they fixed that problem by faking flux as well.

And Steven missed this below that blank Sun at SIDC, but I didn't:



No data for nine days?

